



# 創意大底盤組

## Jumbo Base Grid

#T036R

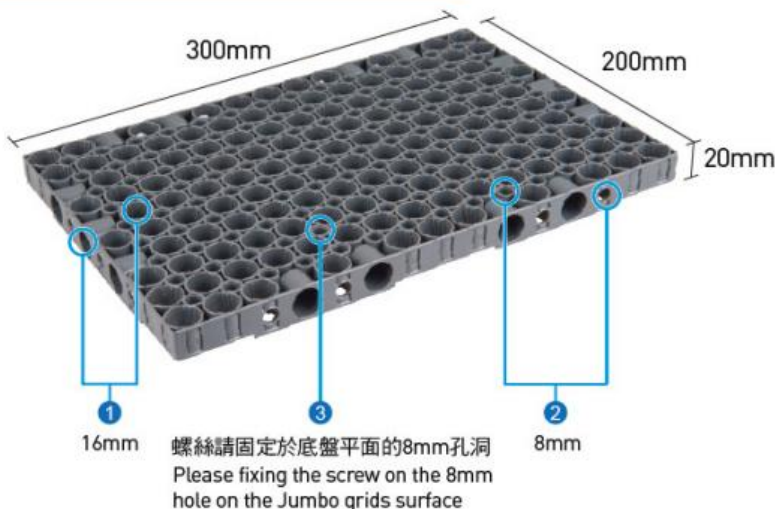
58 PCS

### 零件清單 Parts List



序號 No.	零件名稱	Description	品號 Item No.	數量 Qty.
1	C-20×30大底盤	C-JUMBO BASE GRID	7125-W10-B1S	6
2	C-大底盤結合器	C-JUMBO BASE GRID CONNECTOR	7125-W10-C1S	8
3	C-大底盤拆卸器	C-JUMBO BASE GRID REMOVER	7125-W10-C2S	8
4	A-30mm圓棒	A-30mm CONNECTOR	7331-W11-N1R	20
5	C-平頭螺絲1-1/4"	C-FLAT HEAD SCREW 1-1/4"	M20-56	8
6	C-壁虎1-1/4"	C-PLASTIC SCREW ANCHOR 1-1/4"	R17#T036	8

### 組裝說明 Assembly instructions



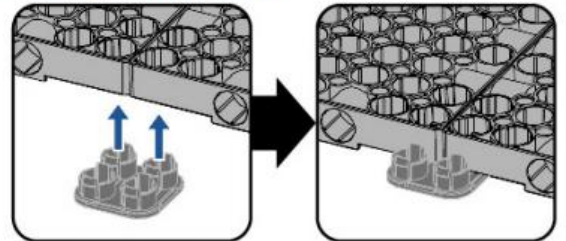
- 16mm孔徑適用於智高A積木零件系列  
The 16mm holes are suitable for connecting Gigo A Block parts.
- 8mm孔徑適用於智高B及C積木零件系列  
The 8mm holes are suitable for connecting Gigo B & C Block parts.
- 螺絲&壁虎可把大底盤固定在牆上  
Screws and Plastic Screw Anchor are used to fix the jumbo grid on the wall.

### 組裝小技巧 Assembly tips



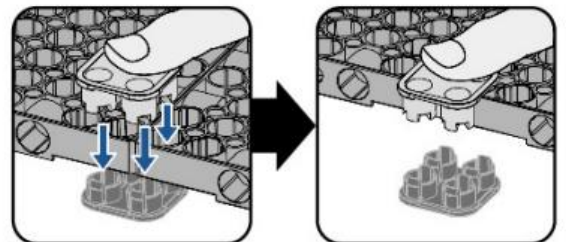
### 使用方式 Assembly steps

#### 大底盤結合器 Jumbo Base Grid Connector



- 將結合器放在相對孔洞位置，往上固定即可  
Place the Jumbo Base Grid Connector into the correct holes: push up to connect with the Jumbo Base Grids.

#### 大底盤拆卸器 Jumbo Base Grid Remover

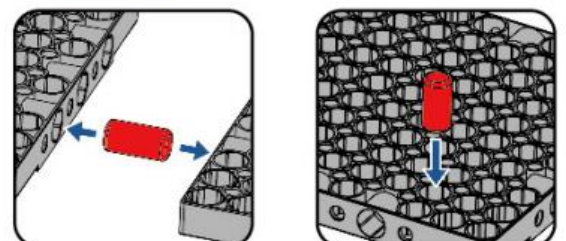


- 將拆卸器置於結合器相對孔洞施力下壓，即可拆除結合器  
Press the Jumbo Base Grid Remover down to release the Jumbo Base Connector.




- 拆卸器亦可用來加強底盤結合  
The Jumbo Base Grid Remover can be used to strengthen the connection between Jumbo Base Grids.

#### 30mm圓棒 30mm Connector




- 30mm圓棒可用於結合大底盤及16mm孔洞  
The 30mm Connector can be used to connect Jumbo Base Grids and by putting it into the 16mm holes.

# 底盤應用 Applications for Jumbo Base Grids



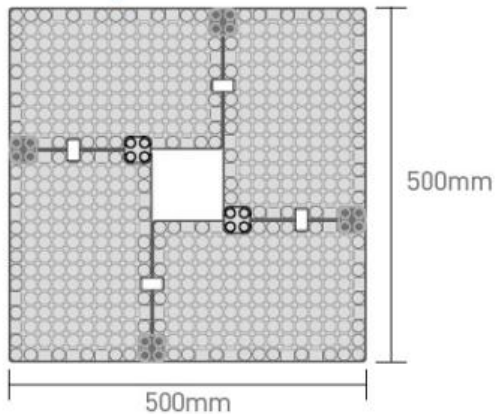
大底盤 Jumbo Base Grid

 大底盤結合器  
Jumbo Base Connector

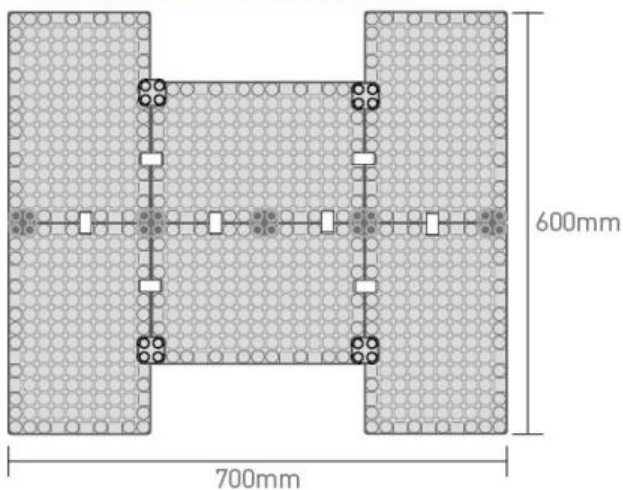
 大底盤拆卸器  
Jumbo Base Remover

 30mm圓棒  
30mm Connector

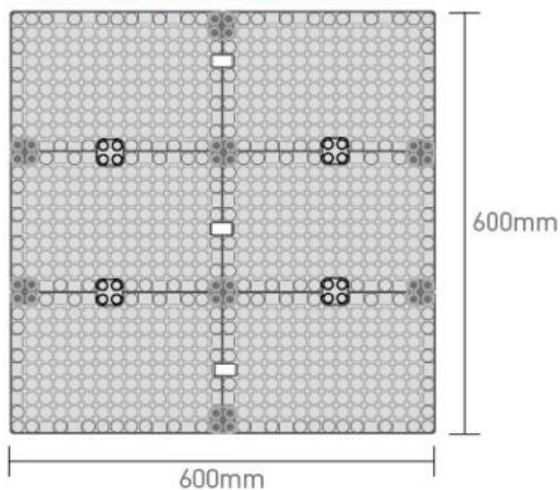
## 1 4片組法 Example of 4 Grid combination



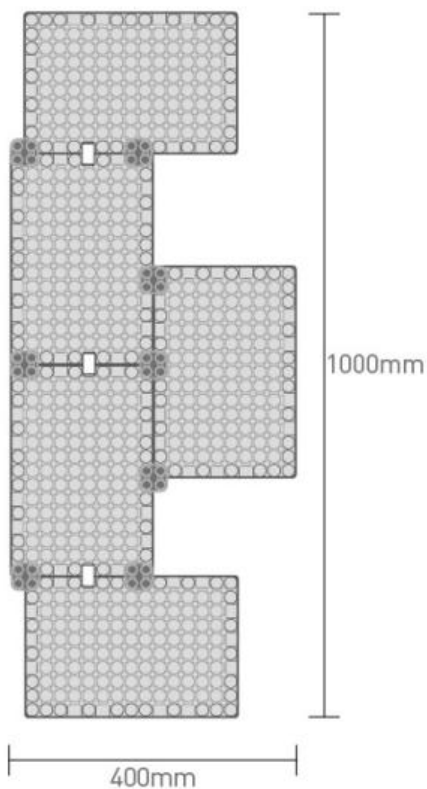
## 2 6片組法 Example of 6 Grid combination



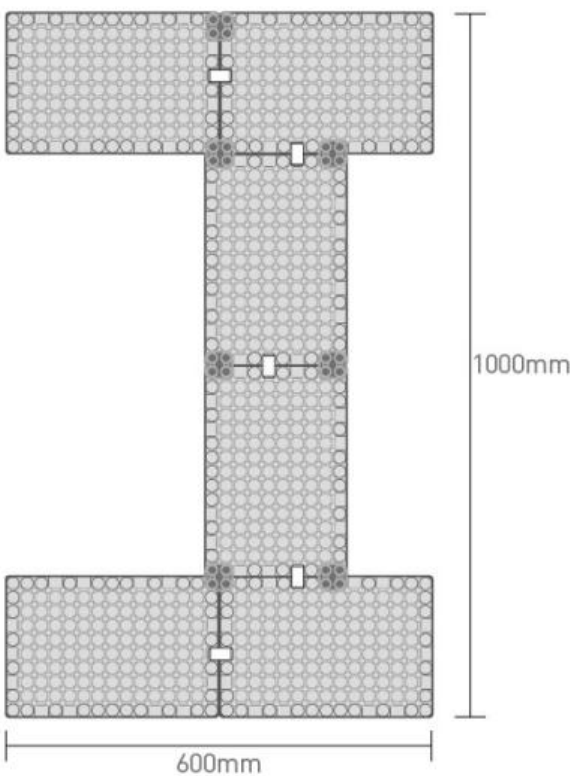
## 3 6片組法 Example of 6 Grid combination



## 4 5片組法 Example of 5 Grid combination



## 5 6片組法 Example of 6 Grid combination



## 6 6片組法 Example of 6 Grid combination

